

EDIFIER[®]

W330NB

Active Noise Cancelling Neckband Bluetooth[®] Earbuds

Operating instructions

Before using the headphone, please carefully read this user manual and keep securely for further reference.

■ Features

- Active noise cancelling (ANC) technology puts the control in your hands
 - Bluetooth V4.2 with CSR technology
 - Up to 8 hours of continuous play
 - Supports connecting two Bluetooth devices simultaneously
 - Enables smartphone voice control function when paired
-

■ Specifications

Bluetooth version: Bluetooth V4.2

Bluetooth profiles: HFP, HSP, A2DP, AVRCP

Bluetooth distance: 10m

Playback time: About 8 hours

Charging time: About 2 hours

Input: 5.0V \approx 500mA

Frequency response: 20Hz-20KHz

Sensitivity: 100dB

Impedance: 32 Ω

Driver unit: Φ 13mm

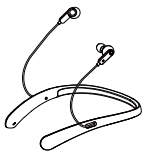
Frequency Band: 2.402GHz - 2.480GHz

RF Power Output: \leq 20 dBm (EIRP)


Note:

- Playback time and charging time may vary, depending on playing environment, volume and audio sources.
- The design and specifications may be changed without prior notice in order to make improvements.

■ Box contents



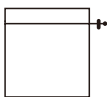
Headphone



USB charging cable



Wire clip



Storage bag

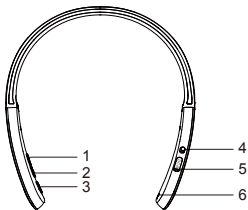


User manual



Silicone earmuffs x 3 Pairs

■ Illustration



1. Volume-/previous track
2. Volume+/next track
3. Multifunctional button
4. Noise cancelling ON/OFF
5. MicroUSB charging port
6. Indicator

■ How to wear

- Place the headphone neckband onto the neck, and wear the headphone from the back of the neck;
- Insert the earbuds into the ears properly and adjust to a comfortable angel.

Operational Guide

I. Charging

During using, if red indicator instead of blue indicator is lit, it indicates the headphone is in low battery level and please use it after fully charged.

- Insert USB charging cable into USB port of standard power source.
- Connect USB charging cable to microUSB charging port on the headphone.

Red light steady lit = charging Red light off = fully charged

- Charging time: about 2 hours for a full charging



Fully charged



Low battery level



Warning: to avoid battery life shortage, it is recommended to fully charge the headphone before the first time use; and if not used for long periods of time, please charge the headphone at least once per three months.



Warning: The rechargeable batteries that provide power for this product must be disposed properly for recycling. Do not dispose of batteries in fire to prevent an explosion.

II. Power ON/OFF

Function	Operation	Indicator
Power ON	Press and hold the multifunctional button for about 3 seconds	Blue light constantly lit for 1 second
Power OFF	Press and hold the multifunctional button for about 3 seconds	Red light constantly lit for 1 second
Turn on noise cancelling	Slide toggle switch to the green	/
Turn off noise cancelling	Slide toggle switch to the black	/

III. Pairing

- Please follow the steps below to let the headphone enter pairing mode:

Function	Operation	Indicator
Enter pairing mode	When turned off, press and hold the multifunctional button for about 5 seconds; In standby, press and hold the multifunctional button for about 3 seconds.	Red and blue light flash alternately

- Set your Bluetooth mobile phone to search for and pair with "EDIFIER W330NB", wait until hearing a prompt tone and the blue light will flash slowly, then the pairing is successful.

Note:

- The headphone will exit pairing mode if fail to pair within 2 minutes, and will auto-turn off if not connected within 5 minutes after timeout.
- Pin code for connection is "0000" if needed.
- After pairing is complete, the headphone and mobile phone will remember each other, and the headphone will auto-connect to the device connected last time when used again.

Connect two Bluetooth devices simultaneously

- Pair the headphone with the first device;
- Turn off the headphone, then press and hold the multifunctional button to turn on the headphone and let it enter pairing status, to pair with the second device;
- Then operate the first device to select "EDIFIER W330NB", and it completes connecting two Bluetooth devices simultaneously.

Note:

When two smartphones have different operating systems (eg one has Android™ and the other is iOS®), some cross-system operations (pause songs in Android™ and play songs in iOS®) may experience delays.

Please be aware that this is normal.

IV. Basic call operation

Function	Headphone status	Operation
Answer incoming call	Incoming call ringing	Press the multifunctional button
Reject incoming call	Incoming call ringing	Press and hold the multifunctional button for about 1.5 seconds
Hang up call	Talking	Press the multifunctional button
Turn on voice assistant	Connected to device	Double press the multifunctional button
Turn off voice assistant	Voice assistant is on	Double press the multifunctional button

V. Play music

Function	Headphone status	Operation
Increase volume	Play music	Press the "+" button
Decrease volume	Play music	Press the "-" button
Previous track	Play music	Press and hold the "-" button
Next track	Play music	Press and hold the "+" button
Pause playing	Play music	Press the multifunctional button
Resume playing	Pause playing	Press the multifunctional button

VI. Restore to factory settings

During charging, press and hold the "+" button and multifunctional button simultaneously for 3 seconds until blue light blinks rapidly, then the headphone has restored to factory settings.

Note:

After factory settings are restored, the headphone's pairing list will be cleared. When powered on again, the headphone will enter pairing mode and will not connect automatically; if needs to connect to certain device, please re-pair it with the headphone.

■ Maintenance

During using, please read the following advices carefully.

- Keep the product away from humid places to avoid affecting internal circuit.
- Do not use the product during intense exercise or with much sweat to prevent sweat from dropping into it to make damage.
- Do not put the product in places exposed to sun or with high temperature. High temperature will shorten service life of electronic components, damage battery and deform plastic components.
- Do not put the product in cold places to avoid damaging internal circuit board.
- Do not dismantle the product. Non-professional personnel may damage the product.
- Do not drop, strongly vibrate, strike the product with hard object to avoid damaging internal circuit.
- Do not use drastic chemicals or cleaner to clean the product.
- Do not use sharp objects to scratch product surface to avoid damaging shell and affecting looking.

If the product cannot operate properly, please send it to your qualified maintenance agency for repair.

■ FAQs

Red light instead of blue light flashes.

- It indicates the headphone is in low battery level, please recharge the headphone.

Red light is off during charging.

- Please ensure the charging device is correctly connected to the headphone.
- When the headphone is not used for long periods of time, the battery will enter sleep state. It needs to charge about 30 minutes and then the red light will be lit.

No sound.

- Check if the headphone volume is at an appropriate level.
- Check if the headphone is correctly connected to mobile phone.
- Check if the headphone is operating within normal working range or if there is obstacle around.

The headphone calling effect is bad.

- Check if mobile phone is in an area with strong signal.
- Please ensure the headphone is within effective distance (10m) and no obstacle between the headphone and mobile phone.

When playing music, unable to control pause/play/previous track/next track via headphone.

- Please ensure the paired device support AVRCP (Audio/Video Remote Control Profile) profile.

CAUTION

Danger of explosion if battery is incorrectly replaced.

Replace only with the same or equivalent type.

A warning that batteries (battery pack or batteries installed) shall not be exposed to excessive heat such as sunshine, fire or the like.



- "To prevent possible hearing damage, do not listen at high volume levels for long periods."
 - "Fully understand user manual before use."
 - "Ensure your player at low volume levels or power off before you leaving."
-



Correct Disposal of this product. This marking indicates that this product should not be disposed with other household disposal, recycle it responsibly to promote the sustainable reuse of material resources.

To return your used device, please use the return and collection systems or contact the retailer where the product was purchased. They can take this product for environmental safe recycling.



WARNING!

Danger of explosion if the battery is incorrectly replaced. Replace only with the same or equivalent type.

For products with removable battery, the battery must be properly recycled or disposed. For products with built-in battery, disassembling is prohibited.

Never disassemble, hit with force, squeeze batteries or dispose of batteries in fire. Do not expose batteries in conductive materials, liquid, fire or heat. Do not let metal object contact two battery poles. If the battery looks swollen, leaking, discolored, having odor or any abnormal appearance, stop using it. Do not use the battery after immersed in water.

Improper use of battery may lead to explosion or leakage, causing skin burn or other injuries; in the event of battery leakage, handle it with care and immediately dispose of the battery in the manner in compliance with applicable laws and regulations in your locality.

EN • Warning!

To guarantee your personal safety, please do not wear or keep earphones in the vicinity (closer than 10cm) of a pacemaker.

Supervise children when using the equipment, the product is not a toy.

Earphone listening at high volume levels – particularly, over extended periods of time – may damage your hearing.

The operation of switches on your hi-fi system or plugging in the earphones may cause clicks which at high volume setting may affect your hearing. Therefore, always set the volume control to minimum before switching between different sources (tuner, turntable, CD player, etc.) or plugging in the earphones.

For traffic safety, do not use earphones while driving or cycling.

CN · 安全注意事項!

為保證您的人身安全，請勿將該耳機佩戴或放置在離心臟起搏器過近的位置（小於10CM）。

兒童應在成人監督下使用本設備，本產品並非玩具。

在高音量下使用耳機——特別是長時間使用——可能會對您的聽力造成損傷。

操作高保真音響開關或插入耳機時可能會發出尖利的聲音，其在高音量設置下可能會影響您的聽力。因此，在切換各種音源或插入耳機前，請將音量控制設置為最低。

為交通安全起見，駕駛時或騎自行車時請勿使用耳機。

FR • Conseils de Sécurité!

Pour votre sécurité, ne portez pas et ne posez pas ce casque à proximité immédiate (moins de 10 cm) d'un pacemaker.

Surveillez vos enfants s'ils utilisent l'appareil. Ce produit n'est pas un jouet.

Un casque d'écoute utilisé à un volume élevé risque de provoquer de troubles de l'audition, en particulier s'il est porté de façon prolongée.

Lorsque vous procédez à un réglage sur votre installation hi-fi ou que vous branchez le casque sur l'installation, des bruits dangereux pour l'oreille peuvent se produire si le son est réglé sur un volume élevé. Pour cette raison, il faut toujours mettre le son au minimum avant de passer d'une source à l'autre (radio, platine, lecteur de CD...) ou de brancher le casque.

Pour ne pas mettre en danger votre sécurité au volant ni celle des autres usagers de la route, n'utilisez jamais le casque lorsque vous conduisez ou que vous roulez à vélo.

IT • Attenzione!

Al fine di garantire la sicurezza personale, fare attenzione che queste cuffie non siano posizionate in prossimità del proprio eventuale pace maker (con una distanza inferiore a 10 cm).

Sorvegliare i bambini quando utilizzano il dispositivo. Questo apparecchio non è un giocattolo.

L'utilizzo delle cuffie ad alto volume, soprattutto se prolungato, può danneggiare l'udito.

Maneggiare le manopole del Vostro sistema hi-fi o inserire le cuffie quando il volume è troppo alto, potrebbe produrre dei rumori che potrebbero danneggiare l'udito, soprattutto se il volume è alto. Si consiglia pertanto di regolare il volume al minimo prima di passare da una fonte all'altra (radio, giradischi, lettore CD, ecc.) o prima di collegare le cuffie.

Per la sicurezza nel traffico, si prega di non usare mai le cuffie mentre si guida o si va in bicicletta.

ID • Peringatan!

Untuk menjamin keselamatan diri Anda, jangan memakai atau menyimpan earphone di sekitar (dekat dari 10 cm) alat pacu jantung.

Awasi anak-anak saat menggunakan peralatan, produk ini bukan mainan.

Mendengarkan earphone pada tingkat volume tinggi – khususnya, selama waktu yang lama – dapat merusak pendengaran Anda.

Penggunaan sakelar pada sistem hi-fi Anda, atau penyumbatan pada earphone dapat menimbulkan klik yang pada pengaturan volume tinggi dapat memengaruhi pendengaran Anda. Karena itu, selalu mengatur kontrol volume paling rendah sebelum beralih di antara berbagai sumber (penala, pemutar piringan hitam, pemutar CD, dll) atau penyumbatan pada earphone.

Untuk keselamatan lalu lintas, jangan gunakan earphone selama mengemudi atau berkendara.

NL • Waarschuwing!

Om uw persoonlijke veiligheid te garanderen, dient de koptelefoon niet te worden bewaard of gedragen in de buurt van (minder dan 10 cm) een pacemaker.

Houd toezicht op kinderen tijdens het gebruik van het apparaat; dit product is geen speelgoed.

Luisteren met de koptelefoon op hoog volume – met name gedurende een langere periode – kan leiden tot schade aan uw gehoor.

De bediening van de schakelaars op uw hifisysteem of het insteken van uw koptelefoon kan leiden tot harde klikgeluiden wat uw gehoor kan aantasten. Om deze reden dient de volumeknop altijd op een minimum te worden geschakeld, voordat er tussen de verschillende bronnen (tuner, draaitafel, cd-speler, enz.) wordt geschakeld of de koptelefoon wordt aangesloten.

Met het oog op verkeersveiligheid dient de koptelefoon niet te worden gebruikt tijdens het rijden of fietsen.

KR · 경고!

안전상의 이유로, 이 헤드폰은 심장박동 조절장치 근처 (10cm 이내) 에 두어서는 안됩니다.

어린이가 헤드폰을 사용할 때는 보호자의 주의 깊은 관찰 이 필요합니다. 이 제품은 장난감이 아닙니다.

헤드폰을 높은 볼륨상태에서 특히 장기간 사용할 경우 청 각에 해가 될수 있습니다.

하이파이 오디오 시스템상에서 스위치를 바꾸거나 헤드 폰을 하이파이 오디오 시스템에 연결할 경우, 높은 볼륨상 태에서는 청각에 해를 줄수 있는 클릭소리가 날수 있습니다. 그러므로 하이파이 오디오 시스템상의 한 소스기기에 서 다른 소스기기 (라디오, 레코드 플레이어, CD-플레이어...) 를 선택하거나 헤드폰을 연결시킬 경우에는 항상 볼륨을 최저상태로 조정해 놓으십시오.

여러분의 운전상태와 다른 운전자들의 안전을 보호하기 위해 운전 중이거나 자전거를 타고 이동할 시에는 헤드폰 착용을 삼가 해 주십시오.

DE · Sicherheitshinweis!

Um Ihre persönliche Sicherheit zu garantieren, achten Sie bitte darauf, dass dieser Kopfhörer nicht in nächster Nähe (näher als 10cm) zu Ihrem Herzschrittmacher getragen oder aufbewahrt wird.

Beaufsichtigen Sie ihre Kinder bei der Benutzung des Geräts.
Das Produkt ist kein Spielzeug.

Die Verwendung von Kopfhörern kann bei großer Lautstärke – vor allem im Dauerbetrieb – zur Schädigung des Gehörs führen.

Bei Umschaltvorgängen an Ihrer HiFi-Anlage oder bei Anschluss des Kopfhörers an die Anlage können Knackgeräusche auftreten, die bei hoher Lautstärke das Gehör beeinträchtigen. Drehen Sie daher den Lautstärkeregler immer auf Minimum, wenn Sie an Ihrer HiFi-Anlage zwischen verschiedenen Quellen (Radio, Plattenspieler, CD-Player...) wählen oder den Kopfhörer anschließen.

Um Ihre Fahrtüchtigkeit und die Sicherheit anderer Verkehrsteilnehmer nicht zu gefährden, verwenden Sie Kopfhörer keinesfalls beim Lenken eines Kfz oder beim Radfahren.

ES • ¡Atención!

Por su propia seguridad, procure no llevar ni guardar estos auriculares muy cerca de su marcapasos (a menos de 10cm).

Vigile a sus hijos al utilizar el equipo. Este producto no es un juguete.

La utilización de auriculares a un volumen muy alto – sobre todo al utilizarlos durante largos períodos – puede conducir al deterioro del oído.

Al operar los interruptores de su sistema HiFi o al conectar los auriculares al sistema puede hacer clic, lo que a un volumen muy alto puede deteriorar el oído. Por lo tanto disminuya el nivel de volumen al mínimo al seleccionar entre diferentes fuentes (radio, tocadiscos, reproductor de CD...) en su sistema HiFi o al conectar los auriculares.

Para no poner en peligro ni su capacidad de conducir, ni la seguridad de otros usuarios de la vía pública, no utilice en ningún caso sus auriculares al conducir un vehículo o al andar en bicicleta.

RU • Предупреждение!

В целях гарантии вашей безопасности просим не надевать и не держать наушники вблизи (ближе 10 см) кардиостимулятора.

При использовании прибора присматривайте за детьми, так как это оборудование не является игрушкой.

Прослушивание музыки через наушники на высокой громкости, особенно длительное время, может навредить вашему слуховому аппарату.

Включение и выключение переключателей на высококачественной системе воспроизведения или подключение наушников может привести к возникновению щелчков, которые на высокой громкости могут нанести вред вашему слуховому аппарату. Таким образом, всегда устанавливайте громкость на минимальный уровень, прежде чем производить переключение между различными источниками (тюнер, диск проигрывателя, CD-проигрыватель и т.д.) или подключать наушники в систему.

Для безопасности дорожного движения не используйте наушники во время езды на велосипеде и вождения автомобиля.

SA . تحذير!

لضمان سلامتک الشخصية، يرجى عدم ارتداء سماعات الرأس أو الاحتفاظ بها بالقرب من (أقرب من 10 سم) جهاز تنظيم ضربات القلب.

احرص على الإشراف على الأطفال عند استخدام الجهاز، فالمنتج ليس لعبة.

الاستماع من خلال سماعات الأذن عند مستويات الصوت العالية، خاصة على مدى فترات طويلة، قد يضر بسمعك.

تشغيل المفاتيح في نظام واي فاي الخاص بك أو إدخال سماعات الرأس قد يسبب نقرات والتي قد تؤثر على سمعك في مستويات الصوت العالية.

لذلك، قم دائما بضبط زر التحكم في مستوى الصوت على الحد الأدنى قبل التبديل بين المصادر المختلفة (موايف، قرص دوار، مشغل أقراص مدمجة، الخ) أو عند توصيل سماعات الرأس.

من أجل السلامة المرورية، لا تستخدم سماعات الرأس أثناء القيادة أو راوب الدراجات.

JP・安全指摘事項!

安全のために、このヘッドフォン-スメ-カ-の近く(10cm以内)で使用または保管することは避けてください。

お子様が使用になる場合は、必ず大人が付き添えてください。本製品は玩具ではありません。

大きな音量のヘッドフォンの使用は、特に長時間使用する場合において聴覚障害の原因となる恐れがあります。

HiFi機器の切り替え時、あるいは機器にヘッドフォンを接続する際に、音量が大きい場合にはガリガリという騒音が発生し、聴覚に悪影響を与える恐れがあります。HiFi機器で各ソース（ラジオ、レコードプレーヤ、CDプレーヤ...）を選ぶ際、あるいはヘッドフォンを接続する際には、音量のつまみを常に最少にしてください。

安全なドライブ、そして他の運転手の安全のためにも、お車を運転する場合、あるいは自転車に乗る場合にはヘッドホンは絶対に使用しないでください。

PL • Ostrzeżenie!

Aby zapewnić sobie bezpieczeństwo, nie należy nosić ani trzymać słuchawek w pobliżu (w odległości mniejszej niż 10cm) od rozrusznika serca.

Nadzorować dzieci podczas korzystania ze sprzętu, produkt to nie zabawka.

Słuchanie w słuchawkach przy wysokich poziomach głośności, szczególnie przez długie okresy czasu, może spowodować uszkodzenie słuchu.

Działanie przełączników w systemie hi-fi lub podłączanie słuchawek mogą powodować mocne impulsy dźwiękowe, które przy dużej głośności mogą powodować pogorszenie słuchu. Dlatego należy zawsze ustawiać głośność na minimalnym poziomie przed przełączaniem między różnymi źródłami dźwięku (tunerem, gramofonem, odtwarzaczem CD itp.) lub podłączeniem słuchawek.

Dla zachowania bezpieczeństwa jazdy nie należy używać słuchawek podczas prowadzenia samochodu czy jazdy na rowerze.

DK · Advarsel!

For at garantere din personlige sikkerhed, skal du ikke bære eller holde hovedtelefonerne i nærheden (tættere end 10 cm) af en pacemaker.

Overvåge børn ved brug af udstyr, produktet er ikke legetøj.

Hovedtelefon lytte ved høje lydstyrker Navnlig glæder over længere perioder - kan høreskader.

Driften af kontakter på din hi-fi-system eller tilslutte hovedtelefonerne kan forårsage klik der på volumen indstilling højt kan påvirke hørelsen. Derfor altid indstiller lydstyrken til minimum, før der skiftes mellem forskellige kilder (tuner, pladespiller, CD-afspiller, etc.) eller tilslutte hovedtelefonerne.

For trafikikkerheden, ikke anvendes under kørsel eller cykling.

PT • Aviso!

Para garantir sua segurança pessoal, não use nem mantenha fones de ouvido wireless próximos (menos de 10 cm) de marca-passos.

Supervisione as crianças ao usar o equipamento, o produto não é um brinquedo.

Utilizar o fone de ouvido com altos níveis de volume durante longos períodos de tempo pode danificar sua audição.

A operação dos botões no seu sistema de som ou a conexão aos fones de ouvido podem causar cliques que, em alta configuração de volume, podem afetar sua audição. Portanto, sempre ajuste o controle de volume no mínimo antes de alternar entre diferentes fontes (celulares, televisores, leitor de CD, etc.) ou conectando os fones de ouvido por cabo.

Para sua segurança no trânsito, não use os fones de ouvido ao conduzir veículos ou andar de bicicleta.

Edifier International Limited
P.O. Box 6264
General Post Office
Hong Kong

www.edifier.com

© 2019 Edifier International Limited. All rights reserved.

Printed in China

NOTICE:

For the need of technical improvement and system upgrade, information contained herein may be subject to change from time to time without prior notice.

Products of EDIFIER will be customized for different applications. Pictures and illustrations shown on this manual may be slightly different from actual product. Images are for illustrative purposes only and may differ from the actual product.